



CARE philosophy®

December 2023

CARE QUARTERLY NEWSLETTER



EXCITING LIFE BORING MONEY

and not the other way around

Bond, share and

property markets have moved up in expectation of lower interest rates in 2024.

Against the backdrop

of the current unsettled geopolitics, central banks are navigating a very narrow runway.

Markets are always

forward looking and the likelihood of lower interest rates has been the catalyst for the returns.

GLOBAL OVERVIEW

Welcome to our CARE Quarterly Review for the December quarter 2023. Both share and bond market prices continued to rise in the December quarter, capping a solid year for investment markets. The moves were driven by the combination of evidence that inflation was easing, comments by the Chairman of the US Central Bank that interest rates were likely to fall in 2024 and economic data that remained fundamentally robust. This resulted in a near consensus view that a soft landing is in place with rate cuts in the US now expected in March and Australia is likely to follow with interest rate reductions in the second half of the year. This seems optimistic, as discussed below. The Australian 10-year bond yield decreased from 4.4% to 4% during the month on comments by the Reserve bank of Australia that higher interest rates were working to slow the economy. That's just part of the story.

Market analysts interpreted the comments that a further increase in monetary policy was not required and in fact the next likely move by the central bank

would be to cut rates. The Australian bond market returned 3.80% over the quarter to be 5.3% higher over the year. The S&P/ASX 200 Accumulation Index increased 7.26% in December closing on its highs for the year and delivered a return of 12.4% for 2023. This is represented by the Vanguard Australian shares investment in your CARE Core and Active portfolios. **The fall in bond yields saw a continued rotation to the more interest rate-sensitive parts of the stock market, with real estate investment trusts REITs (+11.4%) the best performing sector.** This sector of the market is incorporated in the DJRE investment. Within the Australian share market, Healthcare (+9.1%) also performed strongly with several large stocks recovering



Emmanuel Calligeris

Chairman of the CARE Investment Committee



The US share market itself was strong with the S&P 500 4.4% higher over the month.

The fall in bond yields saw a continued rotation to the more interest rate-sensitive parts of the stock market, with real estate investment trusts REITs (+11.4%) the best performing sector.

from oversold positions. While also delivering positive returns, Energy (+3.6%) underperformed on the lower oil price, and Consumer Staples (including Coles and Woolworths) (+5.1%) also lagged. The smaller end of the Australian share market which has struggled all year, also increased strongly in December with the S&P/ASX Small Ordinaries Index rising 7.2%, to post a positive return of 7.8% for the year and a rise of 15% from the low point in late October.

International shares as represented by the Morgan Stanley Capital Index (MSCI), returned 1.8% in December held back by the rise in the Australian dollar particularly against the US dollar as the US share market makes up most of this index. Over the year ending December 2023, the MSCI increased a very healthy 23.2% thanks to the rise in just a handful of companies in the US including Apple, Alphabet Inc., Nvidia, Meta, Tesla, Microsoft and Amazon. Collectively known as the “Magnificent 7.” **The US share market itself was strong with the S&P 500 4.4% higher over the month.** The rise followed economic data that suggested a more benign inflation outlook is likely and to that end comments from US Federal Reserve Chairman Powell that we are likely at the peak of the interest rate cycle. The Fed has projected that rates will fall in line with the core PCE (personal consumption expenditure) inflation from 3.2% to 2.4% in 2024. The market has taken this a step further in its expectations and is now pricing a 70% chance of the first rate cut at the central bank’s March meeting and led bond markets to price in close to 1.50% of interest rate reductions over the course of the year.

The influence of the Magnificent 7 on stock markets in 2023 was nothing short of profound. There were many reasons for why the “Magnificent 7” performed so strongly including strong underlying fundamentals, strong profits, beneficiaries of the artificial intelligence (AI) boom, apparent immunity from inflation and vagaries of interest rates, but there is no denying it was very narrow and concentrated in these mega-cap names. We must remember that no tree grows to the sky. These companies have experienced strong profit growth but profit growth will eventually slow to a more normal pace. Commodities were mixed with notable moves being Brent Oil down -7%, as non-OPEC production was higher than expected, and iron ore up 7% on the back of China’s increased crude steel production. Gold was the weakest performer, as the narrative around lower inflation and soft-landing dampened demand.

In Europe, our previous report highlighted the sluggishness of the manufacturing economies and in particular - Germany. The ECB will pivot to an interest rate easing stance despite the economic data becoming less bad. Investors appear to be expecting rate cuts to ease the headwind from restrictive monetary policy. However, consumer inflation expectations also increased, after having declined in the prior three months. This is the first batch of important data in the run-up to the January ECB meeting. The bad news is that a lasting disinflation trend cannot be taken for granted yet. At the same time, the improving economic situation does not require an early interest rate cut. Data still seems geared towards a wait-and-see position at least until the second quarter.

China's policy meeting was disappointing in that there were no strong policy signals, however the background message appears to be that fiscal stimulus will continue to be used to prop up growth. Although annual growth recorded 5.2%, it underwhelmed expectations. Other data releases reveal that the economy continues to face potent headwinds. The GDP deflator – the broadest measure of inflation - declined 1.5% over the year corroborating the signal from falling producer and consumer prices. The property market is deteriorating with the contraction in new home prices and residential property sales deepening. The property slump and deflationary forces are weighing down on consumer sentiment. The 7.4% year-on year expansion

The market is suggesting a rate cut by May. However, this seems to be optimistic given little prospect that inflation will fall materially by the end of 2024 to justify reduced rates beginning by May. The Australian share and bond markets seem to have run a little ahead of expectations in the short-term and could drift sideways or correct slightly.

As mentioned above, bond, share and property markets have moved up in expectation of lower interest rates in 2024. Although we are close to if not at the end of the interest rate tightening cycle in the US, Europe and potentially Australia, with further stimulus required in China, the path of reductions looks optimistic. Strong growth and low inflation with full employment equals

In Europe, our previous report

highlighted the sluggishness of the manufacturing economies and in particular - Germany.



CAREphilosophy®

China's policy meeting

was disappointing in that there were no strong policy signals, however the background message appears to be that fiscal stimulus will continue to be used to prop up growth.

in retail sales in December fell below an 8% forecast. The bottom line from the economic data released in January is that the outlook remains gloomy. The current policy stance is not accommodative enough to produce a cyclical recovery.

Following strong gains in October and November, Australia shed jobs in December. Full-time employment fell by 106,600. The unemployment rate held steady at 3.9% only because those looking for a job, gave up. Job vacancies continue to trend lower. Whilst employment seems to be weakening, inflation is still running at 4.2% - way above the Reserve Bank's 2-3% target. The RBA has been cautious since increasing the cash rate to 4.35% so that it doesn't crush the economy particularly given the level of mortgage debt. The cash rate is probably slightly restrictive, but not greatly so given the inflation rate. The real rate is about zero. A properly restrictive rate would be higher. For example, in the US, the cash rate is 2% above the inflation rate.

economic Utopia. However, when an economy reaches full employment as is the case in Australia today, the central bank needs to calibrate monetary policy almost perfectly to keep it there. If it does not cut rates fast enough, unemployment will increase; if it cuts rates too fast, inflation will rise. Against the backdrop of the current unsettled geopolitics, central banks are navigating a very narrow runway.

In terms of portfolio activity over the quarter, as markets lifted in unison, our allocations were kept relatively stable and within the tolerance of the Core fund's benchmarks. We assessed that bond yields represented much better value and consequently sold the holding in Betashares AAA and bought the Vanguard Australian fixed interest ETF. This had the effect of increasing the interest rate sensitivity of the portfolio. We also sold some GOLD and put the proceeds in international small company shares (IJR)



and emerging market shares (IEM). In terms of the CARE Enhanced International share fund, large cap technology shares increased, driving the performance of IOO higher. This lift in technology company shares was also very beneficial for the Hyperion global fund in the Enhanced international Shares portfolio which has a large holding in ServiceNow, a cloud computing platform, whose share price increased by almost 100% over the year. The portfolio also holds music streaming giant, Spotify (+162%) and owner of facebook - Meta Platforms (+216%). Both companies had a stellar year for the shareholders. In the Insync portfolio, Adobe Systems, Booking Holdings (owner of booking.com) and cruise ship operator Carnival Corp. all performed well for your portfolio.

In the Enhanced Australian Shares portfolio, there was a raft of news for stocks within the portfolio, with Link, Perpetual and Santos subject to corporate news. Link agreed to be bought out by Japanese firm Mitsubishi UFJ. In a sign of capitulation, the Link board endorsed the bid, despite the price being well below offers previously rejected as being undervalued. Having overseen the disaster that was the Woodford Equity Income fund debacle as well as the loss of the HESTA contract last year, its all become all too hard for both management and long-term shareholders, with both seemingly happy to pass the baton onto someone else to manage. Mitsubishi UFJ have deep pockets and will look to be a strategic player in Australia's large superannuation sector. Shares finished 59% higher. Perpetual received a conditional, non-binding indicative scrip proposal from Washington Soul Pattinson valuing the company at around \$27 per share. Washington Soul Patts already hold circa 9.9% of

Perpetual. The Perpetual board rejected the all-scrip bid and advised they are looking at a potential break-up of the company into the corporate trust and funds management businesses, potentially to flush out a higher bid.

Following last month's disappointing news of the Australian Federal Court's decision to grant an injunction preventing the laying of pipelines from the Barossa gas project, Santos confirmed they are in preliminary merger discussions with Woodside Energy. Whilst the nil premium merger is unlikely to be ratified by Santos' investors, it does indicate the value that other firms see in Santos' assets. Joseph Palmer and Sons topped up the holding in Santos last month after the share price fell to circa \$6.80 following the Federal Court decision in what now looks opportune timing as Santos shares were up 10% in December.

Returns in 2023 were very good. Markets are always forward looking and the likelihood of lower interest rates has been the catalyst for the returns. As we progress into 2024, these returns are likely to moderate but should remain strong particularly under a soft-landing scenario. However, the consumer in Australia enters 2024 in a weakened state which is remarkable given the still low level of unemployment. Australians are saving at the lowest level since the GFC reflecting a desperate response to a cost-of-living crisis that has seen real incomes decimated. The national accounts show that a significant driver of the destruction of real incomes has been by higher levels of tax through bracket creep along with higher interest payments. The implosion in the rate of savings clearly follows a period of accumulation through the COVID period but we now know that the core consumption group of 24-55-year-olds have burnt through their buffers. It is hard to grow an economy given this backdrop.

RETURNS

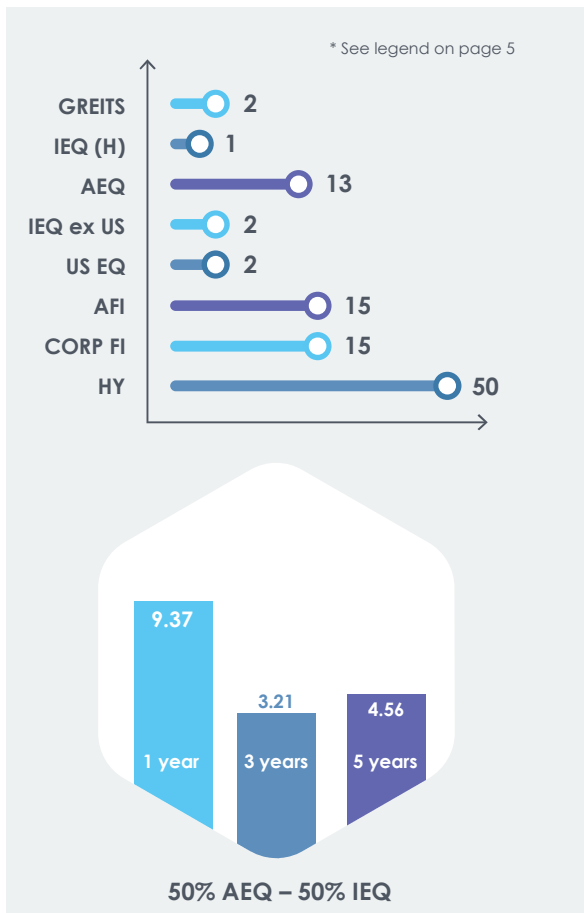
BY CARE INVESTMENT STRATEGY

LEGEND	International Real Estate ----- GREITS	High Income ----- HY
	International Shares (Hedged) ----- IEQ (H)	International Emerging Market Shares ----- IEM
	Australian Shares ----- AEQ	International Small Companies Shares ----- Small Cap IEQ
	International Shares (ex-USA) ----- IEQ ex US	Australian Fixed Interest ----- AFI
	International Shares USA ----- US EQ	Australian Corporate Fixed Interest ----- Corp FI

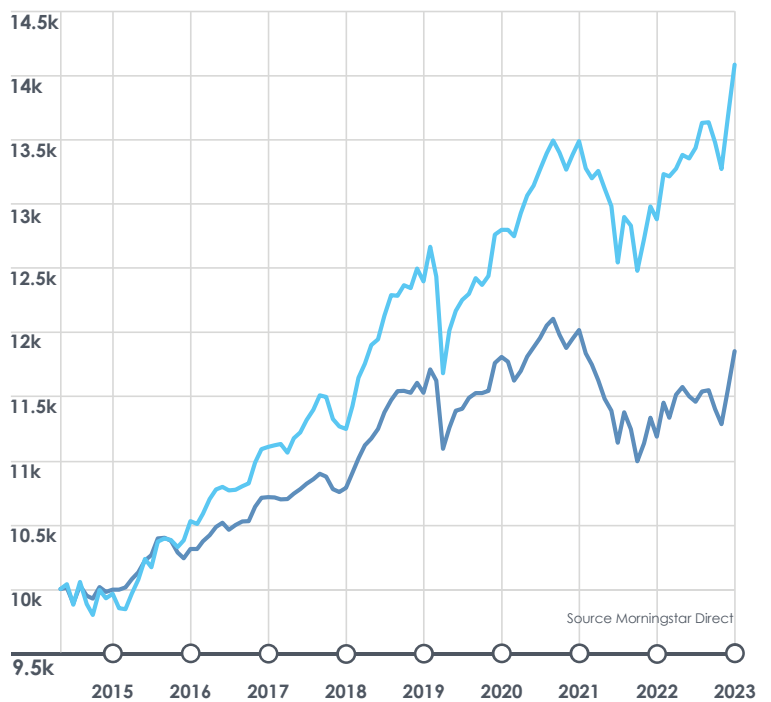
CORE PORTFOLIO RETURNS TO THE 31ST DECEMBER 2023

	1 Month	3 Months	6 Months	1 year	3 years	5 years	7 years
CORE Conservative	2.76	4.16	4.83	8.51	2.72	4.23	3.90
CORE Moderate	3.56	4.99	5.29	9.80	4.15	5.72	5.11
CORE Balanced	4.16	5.83	5.87	11.92	6.16	7.57	6.50
CORE Growth	4.91	6.50	6.19	12.82	6.84	8.49	7.26
CORE High Growth	5.77	7.23	6.50	13.46	7.45	9.37	7.97

YOUR CARE PORTFOLIO CONSERVATIVE



CARE CONSERVATIVE STRATEGY Growth of \$10,000 to 31 December 2023



CARE Conservative (50%AEQ - 50%IEQ)
Multisector Conservative Investor

Total Return AUD 14.07K
Total Return AUD 11.85K

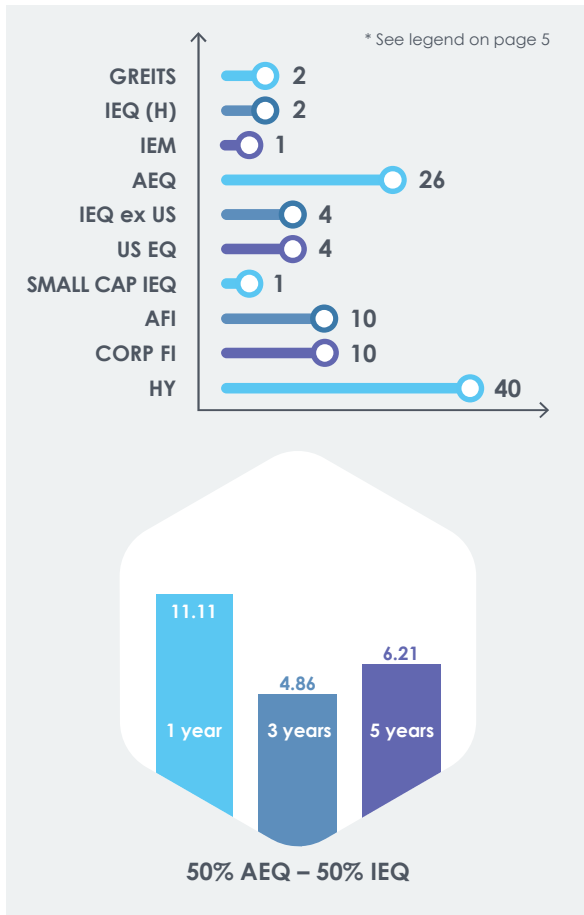
* Returns are based on model portfolio, benchmark allocation & assumes investment over 1, 3 & 5 years ending December 2023. The E (enhanced) component is assumed to be 50% Australian Equities & 50% International Equities. Past Performance is not indicative of future performance.

* The CARE portfolio Returns are before tax, Adviser fee, and Platform Fees however net of CARE Investment Committee Fee.

* Returns are based on: C, A & E only – RESERVES is not factored into the return series.

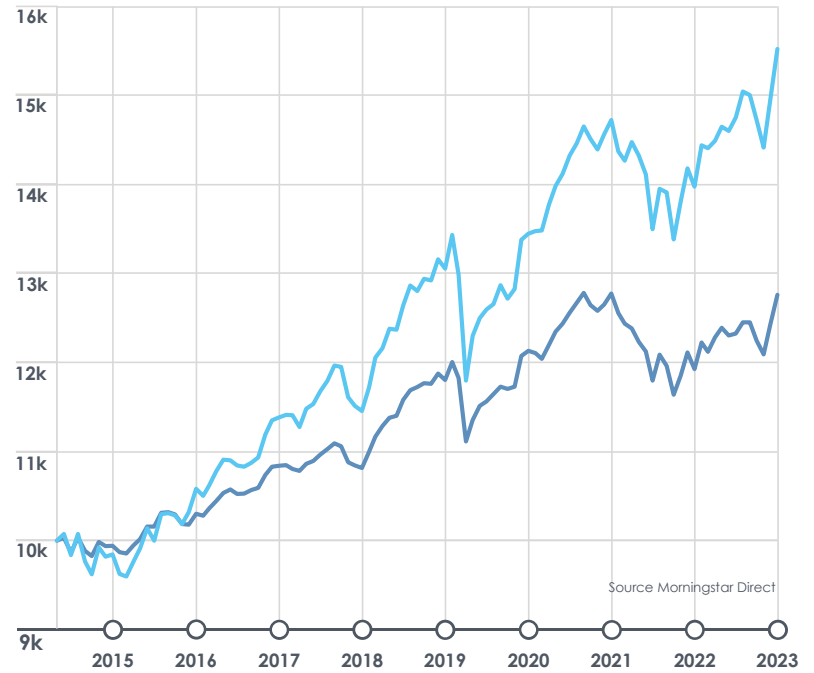


YOUR CARE PORTFOLIO MODERATE



CARE MODERATE STRATEGY

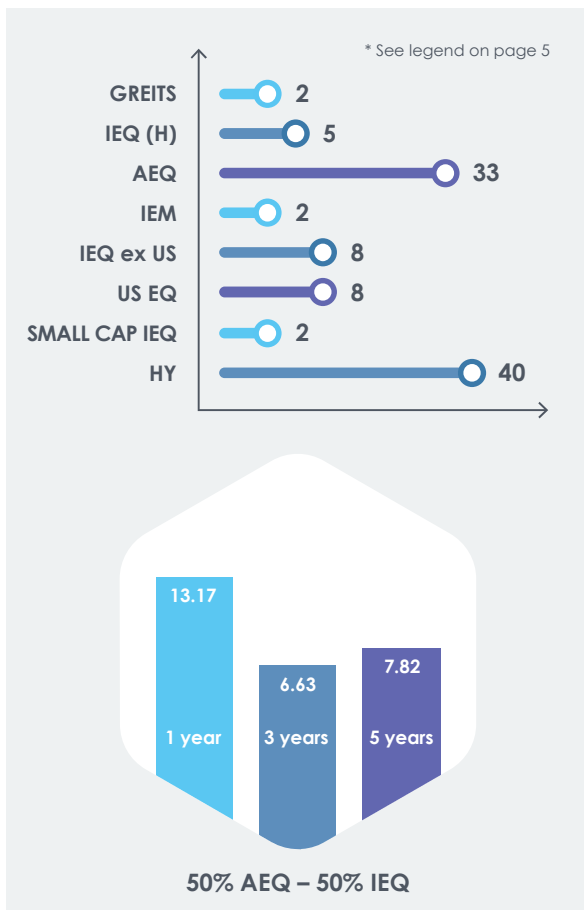
Growth of \$10,000 to 31 December 2023



CARE Moderate (50%AEQ - 50%IEQ)
Multisector Moderate Investor

Total Return AUD 15.52K
Total Return AUD 12.76K

YOUR CARE PORTFOLIO BALANCED



CARE BALANCED STRATEGY

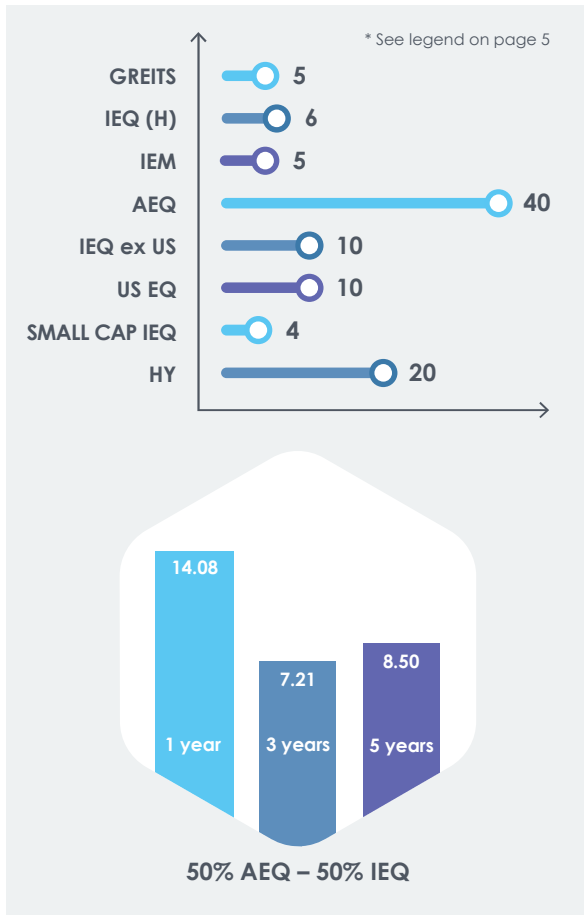
Growth of \$10,000 to 31 December 2023



CARE Balanced (50%AEQ - 50%IEQ)
Multisector Balanced Investor

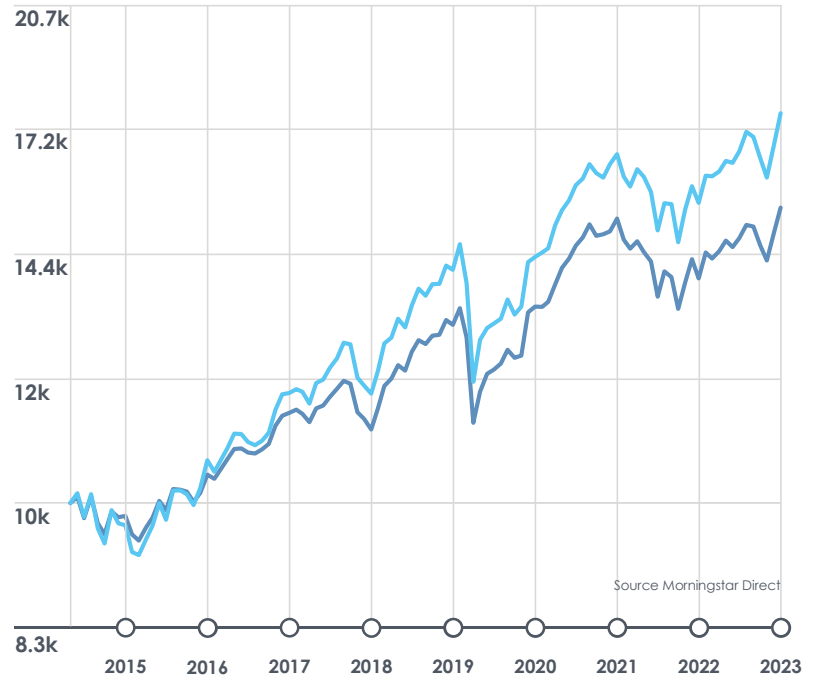
Total Return AUD 16.96K
Total Return AUD 14.37K

YOUR CARE PORTFOLIO GROWTH



CARE GROWTH STRATEGY

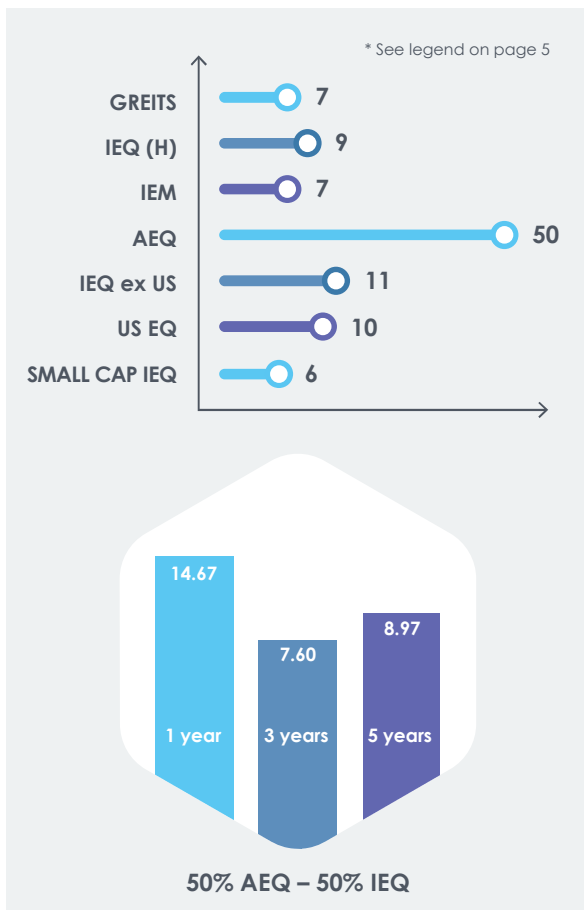
Growth of \$10,000 to 31 December 2023



CARE Growth (50%AEQ - 50%IEQ)
Multisector Growth Investor

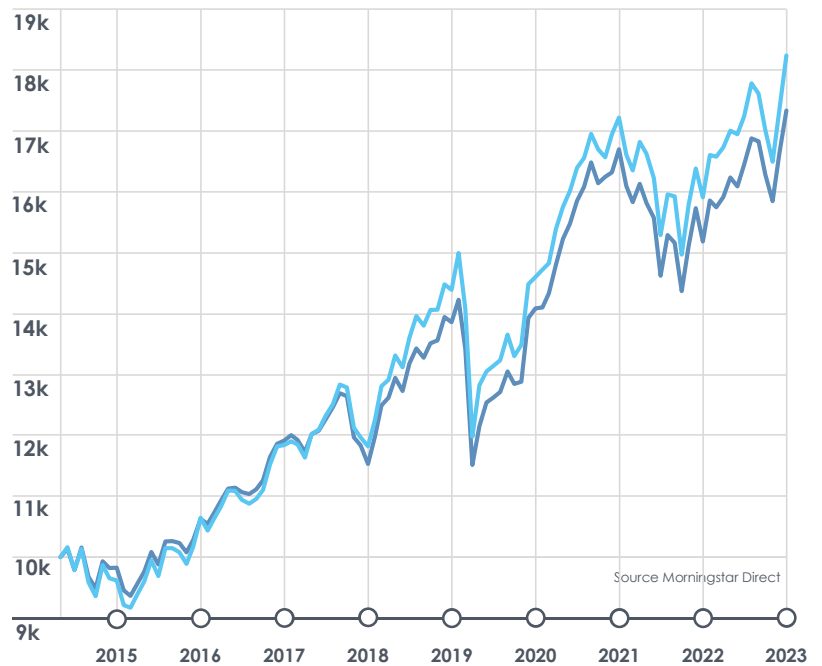
Total Return AUD 17.70K
Total Return AUD 15.41K

YOUR CARE PORTFOLIO HIGH GROWTH



CARE HIGH GROWTH STRATEGY

Growth of \$10,000 to 31 December 2023



CARE High Growth (50%AEQ - 50%IEQ)
Multisector High Growth Investor

Total Return AUD 18.24K
Total Return AUD 17.34K

MEET

the CARE Investment Committee



Emmanuel Calligeris
BEC MBus (Finance)

Emmanuel is Chairman of the CARE Investment Committee. Emmanuel holds a degree in economics and previously had 20 years' experience as Chief Investment Officer for OnePath Investments (the investment arm of ANZ Bank) and was responsible for \$13 Billion of funds under management.



Rob McGregor
SIA (Aff) ADFP

Rob was a founder of GPS Wealth, developed the CARE Investment Philosophy over the last 15 years and successfully managed \$100m in clients' funds during the GFC.



Grahame Evans
GAICD DipSM MBA

Grahame is the Risk and Compliance member of the CARE Investment Committee. Grahame brings over 35 years of financial service industry experience.



Dr. Mark Brimble
BCom(Hons) PhD CPA FFin

Mark is an independent member of the CARE Investment Committee. Mark holds a doctorate in capital markets and is keenly interested in investor behaviour.



Insight Wealth Planning

Insight Wealth Planning is a Corporate Authorised Representative 001302304 of GPS Wealth Ltd | AFSL 254 544 | ABN 17 005 482 726

 24 Alma Road
New Lambton NSW 2305
 02 4941 1888

DWA Managed Accounts Pty Ltd | ABN 89 104 065 250 | AFSL 264 125
The information contained in this report has been provided as general advice only. The contents have been prepared without taking account of your personal objectives, financial situation or needs. You should, before you make any decision regarding any information, strategies or products mentioned in this report, consult your own financial advisor to consider whether that is appropriate having regard to your own objectives, financial situation and needs. Investment markets past performance are not necessarily indicative of future performance. Whilst DWA Managed Accounts Pty Ltd is of the view the contents of this report are based on information which is believed to be reliable, its accuracy and completeness are not guaranteed and no warranty of accuracy or reliability is given or implied and no responsibility for any loss or damage arising in any way for any representation, act or omission is accepted by DWA Managed Accounts Pty Ltd and its affiliated entities or any officer, agent or employee of DWA Managed Accounts Pty Ltd and its affiliated entities.

www.insightadvice.com.au